

# SUBMITTAL PACKAGE

Division 28 — Public Safety / Fire Alarm (example)

---

**Project:** Example Project — Sample Submittal

**Date:** June 25, 2026

---

**Prepared By:** [Your Company Name]

**Contractor:** Sample Contractor

---

**Specification Sections:**

28 16 00 — Intrusion Detection

---

**Manufacturers Included:**

- Honeywell

# WARRANTY INFORMATION

---

All equipment and materials included in this submittal package are warranted by their respective manufacturers against defects in materials and workmanship.

Warranty coverage begins on the date of substantial completion as defined in the project contract documents. The duration and specific terms of each warranty are governed by the individual manufacturer's published warranty policy.

For detailed warranty terms, conditions, limitations, and exclusions, refer to the manufacturer documentation included with each product's datasheet in this package.

**Manufacturers included in this submittal:**

- Honeywell

For warranty claims or support, contact your sales representative or the manufacturer directly.

# TABLE OF CONTENTS

---

## 28 16 00 — Intrusion Detection

### Honeywell

BDA-OIA-698869-3-1 -- Omni indoor antenna 698-869MHz .....	4
HONBDA-7S27B-IB-06 -- Integrated BDA + BBU + Annunciator .....	6
BDA-P8AX09-6G-N/FF -- Coaxial surge protector, UL listed .....	9

# INDOOR OMNI CEILING ANTENNA

## 698-869 MHz

**BDA-OIA-698869-3-1**

### Product Features

- PS700 & PS800 full band
- Omni Directional Ceiling Antenna
- Max Power 100W



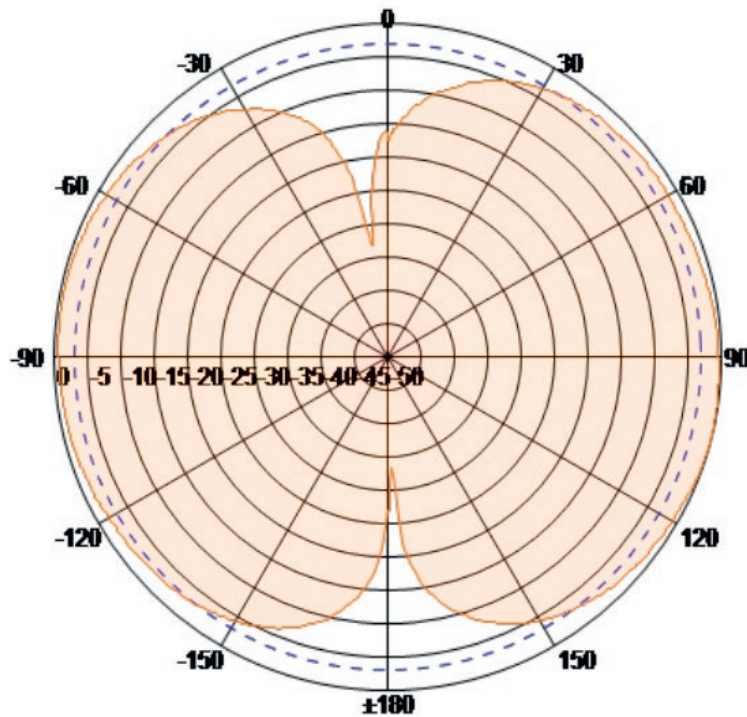
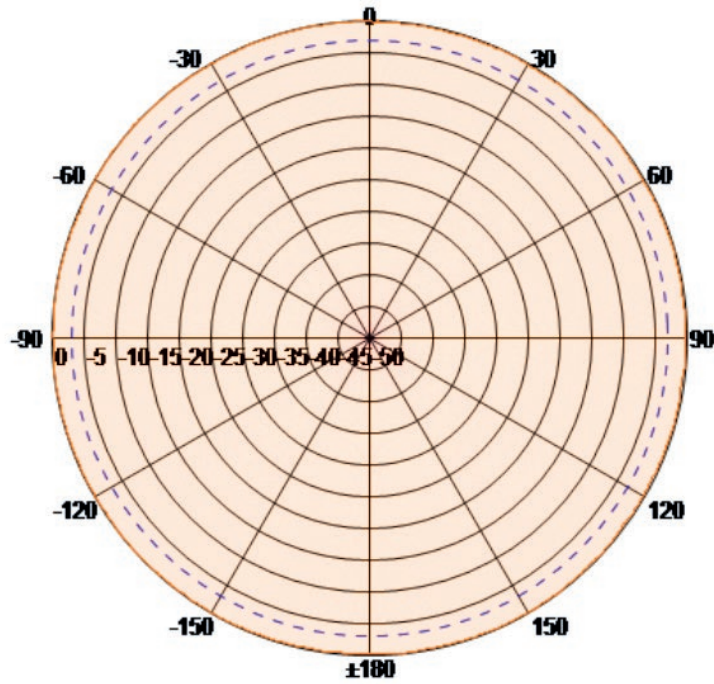
Electrical Specifications	Value
Frequency Range	698-869 MHz
Gain	3 dBi
VSWR	≤1.5
Polarization	Vertical
Horizontal Beamwidth	360°
Vertical Beamwidth	55°
Input Impedance	50 Ω
Max. Input Power	100 W
Lightning Protection	DC Ground

Mechanical Specifications	Value
Connector	N Female
Dimensions	Ø165*95mm
Weight	0.25 kg
Color	White
Radome Material	ABS
Operating Temperature	-40°C to +65 °C

# INDOOR OMNI CEILING ANTENNA 698-869 MHz

**BDA-OIA-698869-3-1**

## Radiation Patterns



DOC HON-62089.01 - 03262021 - DMC

Honeywell Business Solutions  
715 Peachtree Street NE  
Atlanta, GA 30308  
www.honeywell.com

HON-62089.01 • 03262021  
©2020 by Honeywell International Inc. All rights reserved.  
Unauthorized use of this document is strictly prohibited.  
This document is not intended to be used for installation purposes. We try to keep our product information up-to-date and accurate. We cannot cover all specific applications or anticipate all requirements. All specifications are subject to change without notice.  
Country of origin: U.S.A.

THE  
FUTURE  
IS  
WHAT  
WE  
MAKE IT

**Honeywell**

# FLEX All-in-One Solution

## Integrated BDA + Battery Backup + Annunciator

# HONBDA-7S

### Product Features

- Supports Public Safety 700 & 800MHz dual band version
- 24hr Battery backup and Annunciator included in the same cabinet
- Band 14 available
- Upgradeable options: Class B to Class A & 0.5W/27dBm to 2W/33dBm
- Fully digital, FPGA based
- Auto Diagnostic
- Automatic gain control per band; Per channel and per time slot on channel selective mode
- Oscillation detection with alarm and auto-shutdown
- Antenna Isolation measurement feature
- Innovative donor antenna disconnect and malfunction alarms
- EPO switch support
- Weatherproof enclosure, NEMA 4
- NFPA compliant with dry contact alarms
- Uplink and downlink squelch, per channel and per time slot on channel selective mode
- Assisted GUI wizard with Automatic Calibration features (Patent Pending) to reduce the uplink noise
- User adjustable gain control, UL and DL independent, per band and per channel on channel selective mode
- UL2524 2nd Edition Listing with SGS, Nationally Recognized Testing Laboratory (NRTL) approved by OSHA for UL2524
- IFC 2015, 2018, 2021 Edition
- NFPA 72 2013 Edition, NFPA 1221 2016 2019 Edition, NFPA 1225 2022 Edition
- Buy American Compliant: Meets the definition of Domestic Construction Material under the Buy American Act
- 3 years Warranty



### Applications

- Provides simultaneous support of Analog and Digital communications for P25 Phase I & Phase II, DMR, NXDN and Conventional systems
- Indoor coverage: buildings, schools, hospitals, casinos, tunnels, metro stations
- Outdoor coverage: oil rigs, stadiums, dense urban areas, rural areas

### Specifications

### Value

Specifications	Value
Type	Dual Band Digital Signal Booster
Frequency Range	HONBDA-7S27B-IB-10: DL: 758-775 & 851-861MHz   UL: 788-805 & 806-816MHz HONBDA-7S27B-IB-06: DL: 769-775 & 851-861MHz   UL: 799-805 & 806-816MHz HONBDA-7S27B-IB-18: DL: 758-776 & 851-869MHz   UL: 788-806 & 806-824MHz
Passband BW. min	100kHz to full band or Channel Selective (After Upgrade to Class A)
Number of Passband	2 BWA per band or 32 channel filters + 2 BWA per band (After Upgrade to Class A)
Channel Filter Options	150kHz, 100kHz, 75kHz, 62.5kHz, 50kHz, 37.5kHz, 25kHz and 12.5kHz (After Upgrade to Class A)
BWA Filters	Adjustable from 100kHz to full band in step in steps of 50kHz
Gain, Maximum	85 dB
Passband Ripple	+/- 2.0 dB
Gain, Manual Control	30dB range, digitally controlled in 1dB steps, per link, per band
Antenna Isolation	Max Gain + 20dB
Composite Output Power, DL	+27dBm or +33dBm (After Upgrade to 2W) per band
Composite Output Power, UL	+24dBm per band
IMD	< -13dBm
Noise Figure	9.0dB max

## Specifications

## Value

Group Delay	Band Selective: 3.1 to 6.0 $\mu$ S, depending on BWA Or After Class A upgrade Channel Selective 150kHz, 11.6 $\mu$ S Channel Selective 100kHz, 14.3 $\mu$ S Channel Selective 75kHz, 16.9 $\mu$ S Channel Selective 62.5kHz, 18.8 $\mu$ S Channel Selective 50kHz, 21.6 $\mu$ S Channel Selective 37.5kHz, 26.3 $\mu$ S Channel Selective 25kHz, 35.8 $\mu$ S Channel Selective 12.5kHz, 63.0 $\mu$ S
Maximum Input Power, No Damage	0dBm (UL), 0dBm (DL)
Maximum Input Power, Normal peration	-5dBm (UL), -5dBm (DL)
Connectors	N(f) as standard
RF Input/Output impedance	50
Uplink squelch function	Yes, user selectable, to avoid UL noise when no carriers present, per band, per time slot and per channel (on Class A mode)
Self diagnostic platform	Microprocessor based
Annunciator	LED and dry contacts included
Local management and supervising	Local access via USB
RoHS compliance	Yes
Power Supply	AC 110 VAC, 50/60 Hz
Battery Backup time	24hr at maximum consumption with Fiplex provided batteries
Quantity of Batteries	2 units
Batteries Type	Lead Acid
Power consumption for 24hr backup calculation	65W or 80W (After Upgrade to 2W)
Maximum AC Power consumption considering fully discharged batteries	200W
Housing	NEMA 4
Temperature range	-13° to 131° F • -25° to +55° C
Cooling	Natural convection
Weight	275 lbs (124.7kg) - including batteries
Dimension	25.5 in (647.50 mm) x 32.5 in (827 mm) x 13.8 in (353 mm)
FCC ID	Class A: P3TDH7S-8A Class B: P3TDH7S-8B
SGS UL2524 ID	SGSNA/23/SUW/00030

## Product Description

## Ordering Part Number

0.5W/27dBm, 800 (excludes ESMR) + 700 + Band 14 CLASS B, Upgradeable to Class A, 2W/33dBm options, AC. Batteries Included	HONBDA-7S27B-IB-10
0.5W/27dBm, 800 (excludes ESMR) + 700 (excludes Band 14), CLASS B, Upgradeable to Class A, 2W/33dBm options, AC. Batteries Included	<b>HONBDA-7S27B-IB-06</b>
0.5W/27dBm, 800 Full band (includes ESMR)+ 700 + Band 14, CLASS B, Upgradeable to Class A, 2W/33dBm options, AC. Batteries Included	HONBDA-7S27B-IB-18

# FLEX All-in-One Solution

## Integrated BDA + Battery Backup + Annunciator

# HONBDA-7S

Type of License Upgrade	Upgrade Ordering Part Number
From 0.5W/27dBm Class B to 0.5W/27dBm Class A	BDA-LIC-D27B-D27A
From 0.5W/27dBm Class B to 2W/33dBm Class B	BDA-LIC-D27B-D33B
From 0.5W/27dBm Class B to 2W/33dBm Class A	BDA-LIC-D27B-D33A
From 2W/33dBm Class B to 2W/33dBm Class A	BDA-LIC-D33B-D33A
From 0.5W/27dBm Class A to 2W/33dBm Class A	BDA-LIC-D27A-D33A

### Standards and Codes

The FLEX All-in-One Solution Integrated BDA + Battery Backup + Annunciator units comply with the following standards and codes:

- Buy American Compliant: Meets the definition of Domestic Construction material under the Buy American Act
- FCC (Federal Communications Commission-US)
- IC Approved
- SGS C-UL Compliant
- UL2524 2nd Edition Standard with SGS, Nationally Recognized Testing Laboratory (NRTL) approved by OSHA for UL 2524
- IFC 2015, 2018, 2021 Edition
- NFPA 72 2013 Edition, NFPA 1221 2016 2019 Edition, NFPA 1225 2022 Edition
- ROHS Compliant

This document is not intended to be used for installation purposes.  
We try to keep our product information up-to-date and accurate.  
We cannot cover all specific applications or anticipate all requirements.  
All specifications are subject to change without notice.

### Fiplex

2101 NW 79th Avenue  
Miami, FL 33122  
305 884-8991  
www.fiplex.com

Fiplex® is a registered trademark of Fiplex Communications, Inc.  
©2023. All rights reserved. Unauthorized use of this document is strictly prohibited.

Country of Origin: USA

# COAXIAL SURGE PROTECTOR DC-7GHz

**BDA-P8AX09-6G-N/FF**

## Product Features

- RF coaxial surge protector
- DC-7 GHz
- 70 W
- Connectors : N
- Low insertion loss
- Removable GDT
- DC-pass
- Bi-directional protection

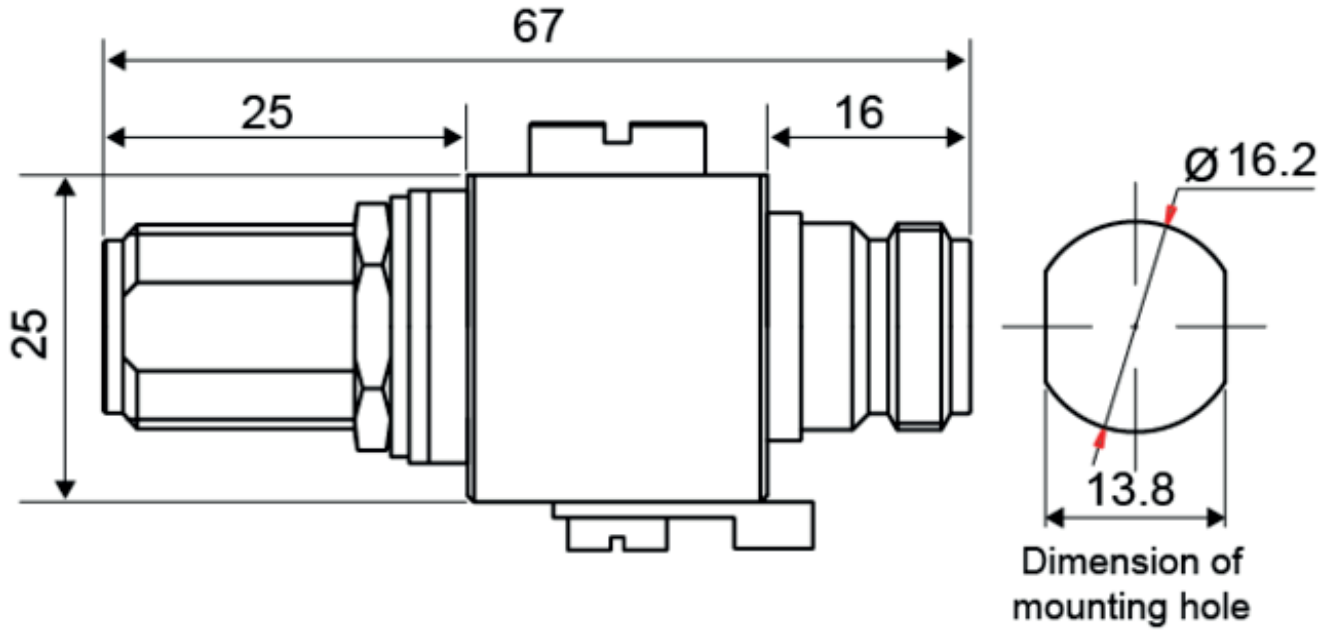


Electric Specifications	Value
Frequency range	DC-7 GHz
Insertion loss	< 0.2 dB
Return loss	> 19 dB
Impedance	50 ohms
VSWR	<1.25:1
Max. load current	10 A
Operating current( Continuous current at Uc)	None
Max. discharge current(max. withstand @ 8/20 μs by pole)	20 kA
Protection mode(s)	Common mode
Protection level (@ In (8/20μs)	< 1100 V
Impulse current(2 x 10/350μs Test - D1 Category)	1 kA
Nominal discharge current(8/20μs Test x 10 - C2 Category)	5 kA
Max Power	70 W
Typical let through energy (50 ohms) input 4kV 1.2/50μs - 2kA 8/20μs)	2.2 mJ
DC Pass	true
Insulation resistance	≥10 GOhms

Mechanical Specifications	Value
Technology	Gas discharge tube
Connection to Network	connector N Female/Female
Mounting	Feedthrough
Housing material	Brass/Surface plating : Cu Zn Sn
Operating temperature	-40/+85°C
Protection rating	IP66
Outdoor application	Yes
Failsafe mode	Short-circuit
Disconnection indicator	Transmission interrupt
Spare module(s)	2 x BA HF - 90/20
Contacts	Bronze/Surface Au-Ag
Weight	0.165 kg

COAXIAL SURGE PROTECTOR  
DC-7GHz

**BDA-P8AX09-6G-N/FF**



DOC HON-62136.00 - 11122020 - DMC